

2024

SLX 400 OUTBOARD



Sea Ray 

ADVENTURE AWAITS

Known as “The Entertainer,” the award-winning SLX® 400 Outboard showcases breakthrough design, thrilling performance and first-class amenities for the ultimate adventure. Its best-in-class layout offers seating for 22 passengers, ample entertainment zones, an abundance of storage, and iconic amenities like the inviting sunpad and fold-down swim terrace. Below deck, a generous cabin that sleeps four creates a comfortable space to relax in the air conditioning or spend the night when staying aboard.





2024 SLX 400 OUTBOARD

Sea Ray

STANDARD SPECIFICATIONS



STANDARD PROPULSION

Triple Mercury® 300 Verado® V8 Outboards with Joystick Piloting & e-Steering (Tri-300 hp / 224 kW) – black



FUEL CAPACITY

375 gal / 1,420 L



LENGTH OVERALL

42'2" / 12.85 m with outboards & anchor



BEAM

12'1" / 3.68 m



BRIDGE CLEARANCE

8'10" / 2.69 m without radar
9'8" / 2.95 m with radar



DRAFT

45" / 114 cm (outboards down)
32" / 81 cm (outboards up)



DRY WEIGHT

20,678 lb / 9,379 kg



WATER READY WEIGHT

24,788 lb / 11,244 kg (fully optioned)



DEADRISE

21°



WATER CAPACITY

50 gal / 189 L



HOLDING TANK

28 gal / 106 L




YACHT CERTIFIED



SLEEPS FOUR



1) Speed determined by GPS. Fuel consumption based on total usage by engines. MPG computed from MPH and GPH. Range based on 90% of total fuel capacity.
2) The performance data shown is valid only for the specific boat tested and the conditions that existed when the test was performed. Many factors may affect performance, including but not limited to, installation of certain options; vessel loading and trim; weather and sea conditions; and engine, propeller, and hull bottom conditions. Sea Ray makes no performance guarantees.




2024 SLX 400 OUTBOARD

Sea Ray®



COLORS & MATERIALS

EXTERIOR COLOR SCHEMES



Arctic White (standard)



Onyx Black



Horizon




Sea Ray Blue



Quantum Blue



Kingfisher Teal



Neo Mint Green



Rally Red

VINYL UPHOLSTERY COLORS



Ivory (standard)
White base with brown accents



Dune
Tan base with brown accents




Stone
Gray base with dark gray accents

CANVAS



Sunbrella® Black

BOW & COCKPIT FLOORING



Non-skid fiberglass (standard)



SeaDek® – Dune



SeaDek® – Moonrock




Infinity woven vinyl – Brown



Infinity woven vinyl – Gray

SWIM PLATFORM FLOORING



Non-skid fiberglass (standard)



SeaDek® – Dune



SeaDek® – Moonrock



BUILD YOUR BOAT

Click or scan the QR code to build your dream Sea Ray.

STANDARD FEATURES

BOW & COCKPIT

- Cup holders, stainless steel (29)
- Floor liner, fiberglass
- Lighting, LED (courtesy)
- Outlets, 12V accessory (bow, helm & transom) – 3
- Outlet, 120V GFCI
- Outlets, USB dual port (4)
- Self-bailing cockpit
- Steps, boarding (integrated)
- Table, teak (cockpit)

DOORS

- Bow block-off door, fiberglass
- Cabin entry door, sliding lockable (fiberglass)
- Engine room hatch, electrically actuated with emergency pull handle & prop rod
- Hatch for bilge access
- Transom door, fiberglass

SEATING

- Aft L-shaped bench seating with rotating backrest & storage below
- Bow seating with foldable armrests, fixed cushions & storage below
- Cockpit social area with opposing seating & storage
- Helm bucket seats (dual) with sliders, flip-up bolsters & telescopic pedestal mounts
- Port companion bucket seat, two-person with swivel, slider & flip-up bolster
- Sunpad with rotating backrest

STORAGE

- Bow storage (under seating)
- Cooler storage (cockpit)
- Fender storage (bow floor)
- Shoe storage (cockpit)
- Side panel tubs (bow)

WET BAR

- Countertop, solid surface
- Handrail, Chil Cool Technology vinyl-wrapped stainless steel
- Outlet, 120V GFCI
- Refrigerator, dual voltage
- Sink, stainless steel with faucet
- Trash receptacles, pull-out

HULL & DECK

- Cleats, stainless steel through-bolted (10") – 6
- Cleats, stainless steel pop-up (8" – stern) – 2
- Deck fill plates, stainless steel
- Drain plug, brass-threaded (garboard)
- Entry access (port & starboard)
- Eye, stainless steel with stainless steel scuff plate (bow)
- Eyes, stainless steel (stern) – 2
- Handrails, Chil Cool Technology vinyl-wrapped stainless steel (bow & cockpit)
- Hardtop, fiberglass
- Horn, stainless steel
- Hull windows, acrylic
- Light, foldable (stern)
- Lights, navigation (stainless steel)
- Pullout sprayer (transom)
- Rub rail, PVC with stainless steel insert
- Stringer system, fiberglass
- Swim platform, integral with stainless steel four-step swim ladder & grab handle

- Swim terrace, electrically actuated fold-down (starboard)
- Thru-hull fittings, stainless steel
- Windlass, thru-hull with bow controls, rope, chain, galvanized anchor & bow washdown
- Windshield, tempered tinted curved glass
- Windshield wiper (starboard)

STORAGE

- Transom storage for dock lines & gear (under sunpad)
- Transom storage for paddleboards, gear & inflatables with gas-assisted fiberglass lid (under sunpad)

CABIN

- Lighting, LED (courtesy & accent)
- Steps with aluminum frame & teak treads (cabin entry)

DAY GALLEY

- Microwave
- Refrigerator
- Storage

HEAD

- Door, lockable
- Exhaust vent, 12V
- Flooring & backsplash, tile
- Full fiberglass enclosure
- Handrail, stainless steel
- Lighting, LED (courtesy)
- Medicine cabinet with mirrored door
- Portlight with shade
- Pullout sprayer
- Shower curtain
- Sink with hot & cold faucet
- Storage cabinet, wall-mounted

- Toilet paper holder
- Towel hook
- VacuFlush® head with holding tank
- Vanity with solid surface countertop & storage

AFT BERTH

- Bed, queen with sheet set
- Carbon monoxide monitor
- Curtains, privacy
- Outlets, 120V (2)
- Pillows, accent
- Storage cabinets & lockers with shelves

SALON / V-BERTH

- Carbon monoxide monitor
- Portlight, opening with screen (starboard)
- Outlet, 120V
- Outlet, USB dual port
- Pillows, accent
- Seating, U-shaped (converts with filler cushion into sleeper for 2 with storage underneath)
- Shade, pleated (hull window)
- Skylight, acrylic
- Table, dinette (solid wood) with telescopic pedestal mount

TECHNICAL

ELECTRICAL

- Battery charger, 12V onboard (triple bank)
- Battery switches, remote
- Electrical system, 120V 60Hz
- Fuse block
- Generator, gas (7.5 kW)
- Isolator, galvanic
- Main distribution panel, AC/DC with voltage & current meters
- Shorepower, 120V 30A with 50' cord
- TV inlet with antenna & shore cord

FUSION® PREMIER AUDIO SYSTEM

- Apollo™ RA770 AM/FM stereo (helm)
 - Apollo™ Series amplifiers, 4-channel (1200W) – 2
 - Apollo™ Series amplifier, 6-channel (1800W)
 - Bluetooth™
 - Digital Signal Processing (DSP)
 - NRX300 remote units (bow & transom) – 2
 - Wi-Fi audio streaming with Apple AirPlay® 2
 - XS Series speakers (6.5") – 6 pairs
 - XS Series subwoofer (10")
- Apollo™ SRX400 AM/FM stereo (cabin)
 - Controls discrete cabin zone or whole-boat audio
 - Bluetooth™
 - Digital Signal Processing (DSP)
 - Wi-Fi audio streaming with Apple AirPlay® 2

HELM

- Alarm, high water (bilge & cabin)
- Alarm, engine (oil & water)
- Digital Dash, dual (16")
 - Active Trim control & monitoring
 - Chartplotter with preloaded charts (North America only)
 - Mercury Marine® VesselView® Link
 - MicroSD card readers for updating charts (2)
 - Naviop digital switching
 - OP50 remote control for displays
 - Simrad® NSO evo3 (16") touchscreen displays (2)
 - Transducer with depth, water temperature & fishfinder
- Mercury Marine® Joystick Piloting for Outboards with e-Steering
- Mercury Marine® SmartCraft® Digital Throttle & Shift (DTS)
 - Active Trim speed-based automatic engine trim system with integrated GPS
 - Engine start / stop
- Mercury Marine® VesselView® Mobile
- Parallel start system with battery parallel
- Steering, power-assisted with tilt wheel
- Switch panel with illuminated weatherproof chrome switches
- Tilt & trim, power

MECHANICAL

AIR CONDITIONING & HEATING

- A/C & heating (cabin: 10,000 BTU)

BILGE

- Bilge lighting, 12V
- Bilge pumps, 1700 GPH 12V automatic (forward & aft)
- Bilge storage, finished (aft)
- Fire suppression system, automatic with manual override
- Sump box with automatic pump (mid-ship) for shower
- Vents, integral

FUEL SYSTEM

- Evaporative emissions fuel system
- Fuel lines, USCG compliant
- Fuel tank with anti-siphon valve & electric sending unit

UNDERWATER GEAR

- Propellers, stainless steel
- Variable Running Surface (trim tabs)

WASTE SYSTEM

- Holding tank level indicator (main distribution panel)
- Holding tank with dockside pump-out, 28 gal

WATER SYSTEM

- Freshwater spigot
- Shower, hot & cold (transom)
- Water heater, 6 gal
- Water inlet, dockside
- Water manifold system
- Water pressure system with 12V pump & filtration
- Water tank, 50 gal

OPTIONS & ACCESSORIES

PROPULSION

- Triple Mercury® 300 Verado® V8 Outboards with Joystick Piloting & e-Steering (Tri-300 hp / 224 kW) – white
- Twin Mercury® 600 Verado® 7.6L V12 Outboards with Joystick Piloting (T-600 hp / 447 kW) – black or white

BOW & COCKPIT

- Filler cushion (bow)
- Flooring, Infinity Luxury Woven Vinyl™ (snap-in)
- Flooring, SeaDek® (glue-down)
- Kenyon grill (wet bar)
- Kenyon grill, dual (wet bar)
- Refrigerator, dual-voltage (wet bar – additional)
- Storage drawers (wet bar) – 2
- Table with dedicated storage, teak (bow)

HULL & DECK

- Air compressor for water toys with dedicated storage
- All-chain option for windlass
- Anchor, stainless steel
- Fender clips, quick connect (6)
- Flagpole with base & U.S. flag
- Swim platform flooring, SeaDek® (glue-down)

TOPS & CANVAS

- Canvas package for fiberglass hardtop
 - Cockpit & tonneau covers
 - Curtain (aft) with isinglass
 - Curtains (side) with isinglass
 - Front visor with isinglass
 - Storage bag
- Cockpit & tonneau covers
- Opening canvas section, manual for fiberglass hardtop
- Sunshade, automated extended SureShade® for fiberglass hardtop (aft)
- Sunshade, manual with poles (bow seating)

TECHNICAL

ELECTRICAL

- Electrical system, 220V 50Hz
- Inverter, 12V

ELECTRONICS

- 1st Mate™ Marine Safety & Security System
- Seakeeper® 3 gyroscopic stabilizer
- Simrad® HAL024 radar
- Simrad® RS40 VHF radio with antenna
- SiriusXM® Marine Weather satellite receiver & antenna (North America only; subscription required)
- SiriusXM® satellite receiver (North America only; subscription required)
- TV, smart (aft berth)
- TV, smart (cockpit)
- TV, smart (salon / V-berth)

ELECTRIC POWER SYSTEM

- Fathom™ e-Power system (replaces generator) – high-capacity lithium-ion battery pack with intuitive power management system

FUSION® PREMIER AUDIO SYSTEM

- Fusion® Signature Series upgrade
 - Signature Series speakers (6.5") with LED RGB-W color-changing & white lighting – 6 pairs
 - Signature Series subwoofer (10") with LED RGB-W color-changing & white lighting

LIGHTING

- LED RGB-W color-changing & white accent lighting package
 - Lighting for bow, cockpit, hardtop & hull side vents
 - Underwater thru-hull (4 lights)
- Lights, docking
- Spotlight, remote controlled

MECHANICAL

UNDERWATER GEAR

- Dynamic Running Surface™ (trim tabs that automatically optimize running attitude & trim, delivering stability & performance)

WASTE SYSTEM

- Gray water system
- Macerator with seacock interlock system
- VacuFlush® head with direct overboard discharge (international only)

INTERNATIONAL SYSTEMS

- CE certification
Some features and options may not be available when a boat is built for regions outside North America and/or has CE certification. Boats ordered with 220V 50Hz electrical systems will have the appropriate appliances in the corresponding voltage.

PACKAGES

ELITE PLUS PACKAGE

- Anchor, stainless steel
- Dynamic Running Surface™
- Fender clips, quick connect (6)
- Fusion® Signature Series upgrade
- Opening canvas section, manual for fiberglass hardtop
- LED RGB-W color-changing & white accent lighting package
- Sunshade, automated extended SureShade® for fiberglass hardtop (aft)

LAYOUT



DECK / COCKPIT



CABIN



AT SEA RAY, WE BELIEVE THAT RICHER MOMENTS ON THE
WATER LEAD TO A RICHER LIFE. THAT'S WHY EVERYTHING
WE DO IS DESIGNED TO MAKE EACH MOMENT EXCEPTIONAL.

10032023

© 2023 Sea Ray Boats | 800 South Gay Street, Suite 1500, Knoxville, TN 37929 | searay.com

Features, options and specifications are subject to change and may vary for different model years. Some accessories may not be available (a) as standard features or upgradeable options, or (b) when a boat is built for regions outside of North America and/or has CE certification. Confirm specifications and availability of features and options with an authorized Sea Ray dealer.

