







SPX 190

A comfortable, roomy interior with classic Sea Ray® styling. The SPX® 190 is an athletically gifted performer that helps ensure you make the most of your time on the water. With an affordable price tag and a wide variety of optional packages to suit your lifestyle, the SPX 190 makes the good life more attainable than ever before. Available with your choice of sterndrive or outboard propulsion.

SPX® 190	SPX® 190 OB
MERCUISER® 4.5L MPI ECT ALPHA ONE® (200HP / 149 kW) <i>Options up to 250hp / 186 kW</i>	 MERCURY® 115 PRO XS® OUTBOARD (115HP / 86 kW) <i>Options up to 150hp / 112 kW</i>
30 GALLONS 114 LITERS	 30 GALLONS 114 LITERS
19'6" / 5.94 M OVERALL LENGTH WITH INTEGRAL SWIM PLATFORM	 21'9" / 6.63 M OVERALL LENGTH WITH OUTBOARD ENGINE
8'4" / 2.54 M BEAM	 8'4" / 2.54 M BEAM
10 PEOPLE CAPACITY: 1,550 LB / 703 KG MAXIMUM: 1,650 LB / 748 KG	 10 PEOPLE CAPACITY: 1,477 LB / 670 KG MAXIMUM: 2,239 LB / 1,016 KG

Note: Options and features are subject to change. Confirm availability with an authorized Sea Ray dealer.





Note: Options and features are subject to change. Confirm availability with an authorized Sea Ray dealer.



FEATURES SHOWN

- A Sporty bucket seat with slide, swivel and a flip-up bolster to stay comfortably in control
- B Spacious bow seating and center aft-facing seating (shown with optional Appearance Package)
- C The highly sociable cockpit invites all-day lounging and conversation (shown with optional Infinity Flooring)
- D Companion seat standard, bench seat with stowable forward seat cushion and removable aft bolster
- E Spacious sunpad featuring Ivory upholstery
- F Gauge panel includes fuel, oil pressure, speedometer, tachometer with LCD hour meter, trim and water temperature
- G Fusion® Premier Audio System
- H Swim platform (shown with optional SeaDek® and outboard ski tow)
- I Stereo, Fusion SRX400 12V AM/FM with Bluetooth® and Wi-Fi Audio Streaming

ADDITIONAL FEATURES Choose from two upgrade packages: Appearance Package or Elevation Package / Standard dual-axle painted trailer with disc brakes and swing-away tongue with LED lighting / Optional Simrad® G05 touchscreen display (includes 5" tachometer and 4" multifunction gauge) or Simrad® G09 touchscreen display with Mercury® VesselView® link data

SPX® 190		SPX® 190 OB	
	<p>35" / 89 CM DRAFT (STERNDRIVE DOWN)</p> <p>18" / 46 CM DRAFT (STERNDRIVE UP)</p> <p>2,675 LB / 1,213 KG DRY WEIGHT</p> <p>19° DEADRISE</p>		<p>31" / 79 CM DRAFT (OUTBOARD DOWN)</p> <p>18" / 46 CM DRAFT (OUTBOARD UP)</p> <p>2,754 LB / 1,249 KG DRY WEIGHT</p> <p>19° DEADRISE</p>

Note: Options and features are subject to change. Confirm availability with an authorized Sea Ray dealer.